ESP

EQUIPMENT AND SHARED RESOURCES BROCHURE

The resources contained in this brochure are available to colleges and are intended for use at events, open days, STEM fairs etc.

All resources are normally available to be booked for a maximum of 2 weeks but availability cannot be guaranteed at all times. Certain pieces of equipment do require college staff to be trained in the operation of them and these are listed under those resources in the brochure.

CONTENTS

Resources

Immersive Hybrid Reality (iHR) Mobile Virtual Working At Heights 3

Virtual Welding Unit 4

Air Tightness Training Equipment 4

Hydraulic Torque Equipment 5

High Voltage Safety Interlock Trainer Modules 5

Glasgow Science Centre — Bodyworks on Tour 6

Glasgow Science Centre — Powering the Future on Tour 6

Banners

- ESP All Colleges Hop up Banner 7
- ESP Sector Banners 8

STEM Activities for schools

- K'Nex Education — STEM Explorations Vehicle Building set 9
- MTa Kits 9
- Bridges to Schools 10

ESP Branding Guidelines 11

IMMERSIVE HYBRID REALITY (IHR) VIRTUAL REALITY MOBILE UNITS



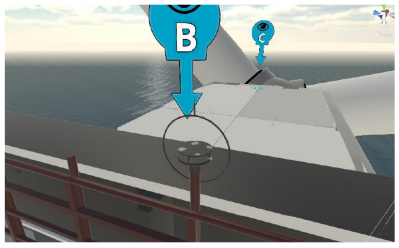

6 x available

Available for colleges to use as a training tool, this VR experience simulates the experience of working at heights on top of a wind turbine, exploring the inside of a wind turbine or working on a construction site.

Includes Oculus VR headset, 2 controllers, PC and projector/monitor.

Packed in a trolley travel case with all cables and full instructions.

The following colleges/organisations each host a kit which are available to be booked by using the contact details:

Ayrshire College

Jim Armstrong

jim.armstrong@ayrshire.ac.uk

01292-293075

Dundee & Angus College

Megan Sanderson

m.sanderson@dundeeandangus.ac.uk

01382 834853

Dumfries & Galloway College

Billy McRobert

McRobertW@dumgal.ac.uk

01387 734053

North East Scotland College

Kevin Bruce

kbruce@nescol.ac.uk

01346 586127

Fife College

Craig Somerville

craigsomerville@fife.ac.uk

01383 628977

ORE Catapult

Karen Leiper

Karen.Leiper@ore.catapult.org.uk

VIRTUAL WELDING UNIT

University of the Highlands and Islands
Perth College

Fronius





1 x available

Fronius Virtual Welding is a step towards enhancing the image of welding, with innovative technology. Without needing any prior knowledge, beginners can start learning what welding is all about under true-to-life conditions – without any safety risks, and using an ergonomically shaped torch, typical workpieces and adjustable welding parameters.

Kit is packed in a wheeled flight case and is a 2 person lift due to the weight 52.7kilos and requires a small van or hatchback car to transport.

Hosted by Perth College UHI

To check availability or to book contact Andrew Stibbles at:

andrew.stibbles.perth@uhi.ac.uk

NOTE: you must have a staff member who has been trained in the operation of the Unit.

AIR TIGHTNESS TRAINING EQUIPMENT

SLC South Lanarkshire College East Kilbride

1 x available

Includes calibrated test fan and equipment for carrying out air-leakage and room integrity testing.

Hosted by South Lanarkshire College.

To check availability and to book, contact James Jamieson at:

James.Jamieson@slc.ac.uk

NOTE: you must have a staff member who has been trained in the operation of the Unit.

HYDRAULIC TORQUE EQUIPMENT

1 x available

HYTORC Hydraulic Torque Equipment.

The HYTORC Hydraulic Torque equipment is based at Ayrshire College and is bookable by contacting Ewan Granger at:

ewan.granger@ayrshire.ac.uk

NOTE: you must have a staff member who has been trained in the operation of the Unit.

HIGH VOLTAGE SAFETY INTERLOCK TRAINER MODULES

8 x Modules available (bookable in quantities of 4)

Safety when handling high-voltage vehicles. With this flexible system you are training safely different manufacturers methods.

Virtually every car manufacturer has a high-voltage vehicle in the program today. Knowing the different manufacturer's instructions and methods is therefore essential.

4 units are packed in a large wheeled flight case (1000-x-700-x-550-mm) and is a 2 person lift and requires a small van or hatchback car to transport.



The following colleges each host the kits which are available to be booked by using the contact details:

Edinburgh College

Kieran Lydon

Kieran.Lydon@edinburghcollege.ac.uk

BODY WORKS ON TOUR



The Glasgow Science Centre BodyWorks On Tour programme is all about our amazing (baffling and sometimes yucky) bodies and offers an array of exciting workshops, live science shows and interactive exhibits.

Everything is hands-on and designed to fit the needs of learners from primary through to secondary school pupils. These engaging science shows, interactive workshops and amazing exhibits are the perfect complement to the Curriculum for Excellence Science and Health & Wellbeing outcomes.

We'll visit you and deliver a tailored full day set of activities. Plus, there's a bunch of educational resources to enjoy in and out of the classroom!

For advice and bookings please call the GSC on 0141 420 5003 or email:

ontour@glasgowsciencecentre.org

POWERING THE FUTURE ON TOUR





Glasgow Science Centre's 'Powering the Future On Tour' programme is all about getting to grips with how energy underpins our modern lives.

Through an exciting suite of engaging workshops, live science shows and interactive exhibits you can explore the choices we all face in having energy that is affordable, secure and environmentally sustainable.

The programme is a perfect choice for teachers seeking rich education experiences for their pupils as it seamlessly compliments the Curriculum for Excellence for P4-S3 learners, and the offer together with our expert and enthusiastic team also brings a new dimension to family, community and corporate events.

For advice and bookings please call the GSC on 0141 420 5003 or email:

ontour@glasgowsciencecentre.org

ESP DISPLAY BANNERS FOR USE AT EVENTS

ESP All Colleges Hop up Banner

1 x available

Large fold up banner displaying the logos of all Scotland's colleges.

Banner is attached to a metal foldable frame which fits into a large wheeled carry bag.

2260(h) x 3730(w) x 295(d). 12.75 kg



All banners are available for booking to use at events or meetings.

To check availability and request a booking form please contact
info@esp-scotland.ac.uk

ESP General Banner

2 x available

Pull up banner with pole, base and carry bag.

39 x 78 in

ESP Engineering Banner

1 x available

Pull up banner with pole, base and carry bag.

39 x 78 in

ESP Automotive Banner

1 x available

Pull up banner with pole, base and carry bag.

39 x 78 in

ESP Construction Banner

1 x available

Pull up banner with pole, base and carry bag.

39 x 78 in

STEM Explorations Vehicle Building set

5 x available

Explore stem concepts while building different vehicle models! using the materials included in this set, primary-school aged children will be engaged and energized as they further their knowledge and understanding of science, technology, engineering and math concepts.

The set includes 130+ parts for a single child or team to build 7 vehicle models with different power sources, including push-power, rubber band power, wind power or a spring motor. Once built, a downloadable booklet guides students through 5 hands-on, inquiry-based experiments on several of the models.

Students will learn about potential & kinetic energy, velocity, acceleration, motion, graphing and more! the experiment guide is aligned to National stem standards and is appropriate for key stage 2/3.

To enquire about booking this activity contact Caroline Hogg, Forth Valley College at: Caroline.Hogg@forthvalley.ac.uk

MTa Learning kits

5 x kits available which cover a number of tasks

24 experiential activities to develop team skills.

Enable students to develop the skills required when working effectively with each other. The components in the kits are engaging, and generate powerful learning experiences.

With these kits you can deliver 24 experiential activities that encourage and support students to explore, understand and develop a wide range of team building skills.

Kits are packed in large kit case with components and instructions.

To enquire about booking this activity contact:

Forth Valley College
Caroline Hogg
Caroline.Hogg@forthvalley.ac.uk

Borders College
Dale Clancy
dclancy@borderscollege.ac.uk

Dundee & Angus College
Steve Swinley
s.swinley@dundeeandangus.ac.uk

West Lothian College
Colin Miller
cmiller@west-lothian.ac.uk

UHI
Samantha Clark
Samantha.clark@uhi.ac.uk

MTa Training set
Wendy Findlay
Wendy.findlay@esp-scotland.ac.uk

Institution of Civil Engineers

BRIDGES TO SCHOOLS

Bridges to Schools is a hands-on activity which gives P6/7 pupils the chance to build a 13m long cable stayed bridge. Having assembled the bridge they then walk across it, learning about bridges, teamwork and civil engineering as they go.

The Bridge model is available for school clusters or groups of schools for a visit of 1 week. Schools can book hour long sessions for each group of 20 pupils. Getting the cluster secondary school involved can make this a great transition activity.

To enquire about booking the Bridges to Schools challenge contact Alison Ward at: Alison.ward@ice.org.uk



ESP Branding Guidelines

If you are successful in receiving funding from ESP please clearly acknowledge and promote our logo as part of your funding agreement with us. The ESP logo should be included on any promotion related to the aforementioned project including your website, flyers, leaflets, posters and any other promotional or marketing materials you produce. If you do not have a copy of our logo we can provide a copy in all widely used formats Jpeg, PNG etc.

If you produce any press releases to the media or through your website the ESP name must be mentioned as a partner, funder or contributor depending on our role in your project.

If your project has had successful outcomes or achievements please let us know if you think it might make a good case study to share. Visit our website to see examples of some of the case studies we have previously highlighted and to see some of the valuable support ESP has provided to other projects.

How to use the ESP logo

Ensure that the ESP Logo dimensions are proportionally scaled whatever size you use.

How <u>not</u> to use the ESP logo

Do not alter the colours or skew/modify the logo in any way and ensure that sufficient space is given surrounding the logo if placed along with other logos.

Examples below.

Don't forget to follow us on Twitter and LinkedIn and sign up for our newsletter.

@ESPScotland www.linkedin.com/in/espscotland

email: info@esp-scotland.ac.uk **visit:** www.esp-scotland.ac.uk

@ESPScotland

www.linkedin.com/in/espscotland

email: info@esp-scotland.ac.uk
visit: www.esp-scotland.ac.uk